

DIRECTIONS

CAM-PLEX MULTI-EVENT FACILITIES, GILLETTE, WYOMING

Parking for FMCA's 98th International Convention & RV Expo will commence on Monday, July 16, at 8:00 a.m. Please display your admittance cards in the lower right-hand corner of the driver's-side windshield.

The Holding Area will open on Sunday, July 15. Please go to the Holding Area if you wish to meet and park with friends; if you requested that your credentials be held at Will Call; if you arrive before the date on your admittance card; if you are an individual family arriving for the convention without a specific affiliated credential (Advance Crew, Volunteer, Disabled, or in a registered caravan); or if you are not pre-registered for the convention.

Volunteers and other groups may be asked to arrive earlier. Below is a list of these groups and their arrival dates:

Thursday, July 12 – National Officers; Advance Crew Chiefs and Coordinators (after noon)

Friday, July 13 – Advance Crews, Parking Team

Saturday, July 14 – Early Security Volunteers, RV Basics (after noon)

Sunday, July 15 – Activity Cart, Security, and Trams Volunteers; Frustrated Maestros

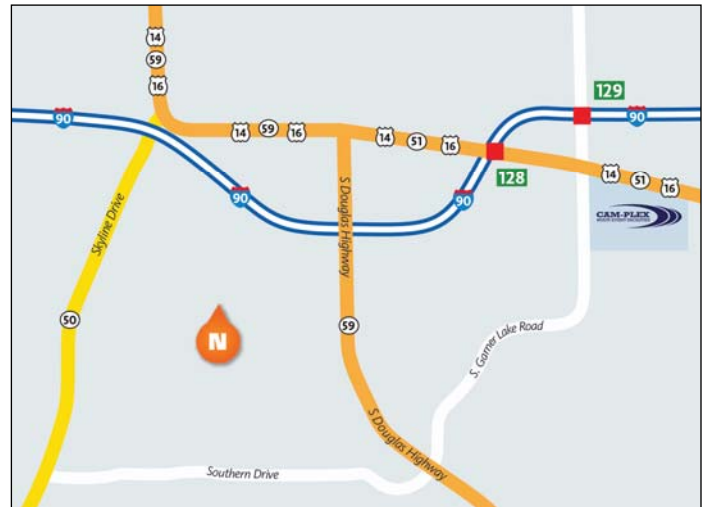
Monday, July 16 – Governing Board; Coffee Hour, FMCA Store, Information, and Seminars Volunteers

NOTE: Although you may see shorter routes to the facility, the routes outlined here have been coordinated with local police to provide for the safety of convention attendees and to minimize traffic tie-ups as much as possible. Your cooperation is very important and is appreciated by everyone.

- EXECUTIVE BOARD
- GOVERNING BOARD
- COMMITTEE MEMBERS
- PAST NATIONAL OFFICERS
- FAMILY DELUXE 30-AMP
- FAMILY DELUXE 50-AMP

FROM I-90 WESTBOUND: Take exit 129 and turn left onto S. Garner Lake Road. Continue on S. Garner Lake Road to Hwy. 51. Turn left onto Hwy. 51 and proceed to Fox Park Ave. Turn right onto Fox Park Ave. and proceed to Boxelder Road. Turn right onto Boxelder Road and proceed to the Boxelder RV Park entrance on the right.

FROM I-90 EASTBOUND: Take exit 129 and turn right onto S. Garner Lake Road. Continue on S. Garner Lake Road to Hwy. 51. Turn left onto Hwy. 51 and proceed to Fox Park Ave. Turn right onto Fox Park Ave. and proceed to Boxelder Road. Turn



right onto Boxelder Road and proceed to the Boxelder RV Park entrance on the right.

FROM WYOMING 59 NORTHBOUND: From northbound Wyoming 59, turn right onto S. Garner Lake Road. Follow S. Garner Lake Road to Boxelder Drive. Turn right onto Boxelder Drive and proceed to the Boxelder RV Park entrance and turn left.

FROM US 50 NORTHBOUND: From northbound US 50, turn right onto Southern Road. Follow Southern Road to Hwy 59. Cross Hwy 59 and Southern Road becomes S. Garner Lake Road. Follow S. Garner Lake Road to Boxelder Drive. Turn right onto Boxelder Drive and proceed to the Boxelder RV Park entrance and turn left.

FROM US 14 SOUTHBOUND: Continue on southbound US 14, which will turn into eastbound Hwy. 51. Continue on Hwy. 51 past S. Garner Lake Road and to Fox Park Ave. Turn right onto Fox Park Ave. and proceed to Boxelder Road. Turn right onto Boxelder Road and proceed to the Boxelder RV Park entrance on the right.

- ADVANCE CREW
- PARKING TEAM

FROM I-90 WESTBOUND: Take exit 129 and turn left onto S. Garner Lake Road. Continue on S. Garner Lake Road to Windmill Drive. Turn left onto Windmill Drive and proceed to the Windmill Campground.

FROM I-90 EASTBOUND: Take exit 129 and turn right onto S. Garner Lake Road. Continue on S. Garner Lake Road to Windmill Drive. Turn left onto Windmill Drive and proceed to the Windmill Campground.

FROM WYOMING 59 NORTHBOUND: From northbound Wyoming 59, turn right onto S. Garner Lake Road. Follow S. Garner Lake Road to Windmill Drive. Turn right onto Windmill Drive and proceed to the Windmill Campground.

FROM US 50 NORTHBOUND: From northbound US 50, turn right onto Southern Road. Follow Southern Road to Hwy 59. Cross Hwy 59 and Southern Road becomes S. Garner Lake Road. Follow S. Garner Lake Road to Windmill Drive. Turn right onto Windmill Drive and proceed to the Windmill Campground.

FROM US 14 SOUTHBOUND: Continue on southbound US 14, which will turn into eastbound Hwy. 51. Continue on S. Garner Lake Road Windmill Drive. Turn left onto Windmill Drive and proceed to the Windmill Campground.

- **WILL CALL/STAGING AREA**
- **RV BASICS**
- **CARAVANS**
- **VOLUNTEERS**
- **FAMILY — 30-AMP, 30-AMP WITH WATER, 50-AMP WITH WATER, FULL GENERATOR, AND NO GENERATOR**
- **DISABLED — 30-AMP, 30-AMP WITH WATER, 50-AMP WITH WATER, DELUXE 30-AMP, DELUXE 50-AMP, FULL GENERATOR, AND NO GENERATOR**

FROM I-90 WESTBOUND: Take exit 128 then turn right on Hwy. 51. Continue on Hwy. 51 to Axel Ave. Turn right on Axel Ave. and proceed to Martingale Drive. Turn left and proceed

to Garner Lake Road. Turn right onto S. Garner Lake Road and proceed to Boxelder Road. Turn left onto Boxelder Road and proceed to Wrangler Road. Turn left onto Wrangler Road and proceed to Maverick Drive.

FROM I-90 EASTBOUND: Take exit 128 then turn right on Hwy. 51. Continue on Hwy. 51 to Axel Ave. Turn right on Axel Ave. and proceed to Martingale Drive. Turn left and proceed to Garner Lake Road. Turn right onto S. Garner Lake Road and proceed to Boxelder Road. Turn left onto Boxelder Road and proceed to Wrangler Road. Turn left onto Wrangler Road and proceed to Maverick Drive.

FROM WYOMING 59 NORTHBOUND: From northbound Wyoming 59, turn right onto S. Garner Lake Road. Follow S. Garner Lake Road to Boxelder Drive. Turn right onto Boxelder Drive and proceed to Wrangler Road. Turn left onto Wrangler Road and proceed to Maverick Drive.

FROM US 50 NORTHBOUND: From northbound US 50, turn right onto Southern Road. Follow Southern Road to Hwy 59. Cross Hwy 59 and Southern Road becomes S. Garner Lake Road. Continue on S. Garner Lake Road to Boxelder Road. Turn right onto Boxelder Road and proceed to Wrangler Road. Turn left onto Wrangler Road and proceed to Maverick Drive.

FROM US 14 SOUTHBOUND: Continue on southbound US 14, which will turn into eastbound Hwy. 51. Turn right on Axel Ave. and proceed to Martingale Drive. Turn left and proceed to S. Garner Lake Road. Turn right onto S. Garner Lake Road and proceed to Boxelder Road. Turn left onto Boxelder Road and proceed to Wrangler Road. Turn left onto Wrangler Road and proceed to Maverick Drive.



Directions, continued

• EXHIBITORS

FROM I-90 WESTBOUND: Take exit 129 and turn left onto S. Garner Lake Road. Continue on S. Garner Lake Road to Windmill Drive. Turn left onto Windmill Drive and proceed to the Commercial Registration at the East Pavilion.

FROM I-90 EASTBOUND: Take exit 129 and turn right onto S. Garner Lake Road. Continue on S. Garner Lake Road to Windmill Drive. Turn left onto Windmill Drive and proceed to the Commercial Registration at the East Pavilion.

FROM WYOMING 59 NORTHBOUND: From northbound Wyoming 59, turn right onto S. Garner Lake Road. Follow S. Garner Lake Road to Windmill Drive. Turn right onto Windmill Drive and proceed to Commercial Registration at the East Pavilion.

FROM US 50 NORTHBOUND: From northbound US 50, turn right onto Southern Road. Follow Southern Road to Hwy 59. Cross Hwy 59 and Southern Road becomes S. Garner Lake Road. Follow S. Garner Lake Road to Windmill Drive. Turn right onto Windmill Drive and proceed to the Commercial Registration at the East Pavilion.

FROM US 14 SOUTHBOUND: Continue on southbound US 14, which will turn into eastbound Hwy. 51. Turn right onto S. Garner Lake Road. Continue on S. Garner Lake Road to Windmill Drive. Turn left onto Windmill Drive and proceed to the Commercial Registration at the East Pavilion.

• DISPLAY RVS

Parking in the grass lot south of the Wyoming Center Paved Lot

FROM I-90 WESTBOUND: Take exit 128 then turn right onto Hwy. 51. Continue on Hwy. 51 to Axel Ave. Turn right onto Axel Ave. and proceed to Martingale Drive. Turn right and proceed to S. Garner Lake Road. Turn right onto S. Garner Lake

Road and proceed to Boxelder Road. Turn left onto Boxelder Road and proceed to Wrangler Road. Turn left onto Wrangler Road and proceed to Maverick Drive.

FROM I-90 EASTBOUND: Take exit 128 then turn right on Hwy. 51. Continue on Hwy. 51 to Axels Ave. Turn right on Axels Ave. and proceed to Martingale Drive. Turn left and proceed to S. Garner Lake Road. Turn right onto S. Garner Lake Road and proceed to Boxelder Road. Turn left onto Boxelder Road and proceed to Wrangler Road. Turn left onto Wrangler Road and proceed to Maverick Drive.

FROM WYOMING 59 NORTHBOUND: From northbound Wyoming 59, turn right onto S. Garner Lake Road. Follow S. Garner Lake Road to Boxelder Drive. Turn right onto Boxelder Drive and proceed to Wrangler Road. Turn left onto Wrangler Road and proceed to Maverick Drive.

FROM US 50 NORTHBOUND: From northbound US 50, turn right onto Southern Road. Follow Southern Road to Hwy 59. Cross Hwy 59 and Southern Road becomes S. Garner Lake Road. Follow S. Garner Lake Road to Boxelder Road. Turn right onto Boxelder Road and proceed to Wrangler Road. Turn left onto Wrangler Road and proceed to Maverick Drive.

FROM US 14 SOUTHBOUND: Continue on southbound US 14, which will turn into eastbound Hwy. 51. Turn right onto Axel Ave. and proceed to Martingale Drive. Turn left and proceed to S. Garner Lake Road. Turn right onto S. Garner Lake Road and proceed to Boxelder Road. Turn left onto Boxelder Road and proceed to Wrangler Road. Turn left onto Wrangler Road and proceed to Maverick Drive.


• PUBLIC GATE AND PASSPORT CARS

ARRIVING FROM ANY DIRECTION: Use Boxelder Road and enter CAM-PLEX on Broken Spur Road. Follow signs to Public Car Parking on your left.

BASIC PARKING SIGNALS

Parking at a convention can be a tricky endeavor with the number of families that attend the events. The basic parking signals shown to the right can help you park in a safe manner. These uniform signals will be used by Parking Team members to help direct you as you park.

These signals are usually given from the left rear of your coach. Never move the coach unless the parker is in plain view. When the parker leaves the preferred high-visibility left side of the coach to determine whether the other side is clearing, the STOP signal will be given. If at any time you do not understand the hand signal or additional directions are needed, wave your hand out the driver's window and signal the parker to approach for conversation.




Move rear of coach to the left, as seen in mirror.



Come straight back.



Distance to go (palms apart indicating how far).



Move rear of coach to the right, as seen in mirror.



Slowly (when pumping palms down, like patting a dog).



Crossed forearms indicate STOP!